



# Harrisons Malayalam Limited

24/1624, Bristow Road, Willingdon Island, Cochin 682003

CIN: L01119KL1978PLC002947

e-mail:hmlcorp@harrisonsmalayalam.com Website:www.harrisonsmalayalam.com

Tel: 0484-6624362 Fax: 0484-2668024

12<sup>th</sup> August, 2021

The Secretary  
Bombay Stock Exchange Ltd.  
Corporate Relationship Dept.  
1st Floor, New Trading Ring  
Rotunda Building, PJ Towers  
Dalal Street, Fort  
Mumbai - 400 001  
Symbol: 500467

The Secretary  
National Stock Exchange of India Ltd.  
"Exchange Plaza", Bandra-Kurla Complex  
Bandra (E)  
Mumbai - 400 051  
Symbol: HARRMALAYA

Dear Sirs,

## OUTCOME OF BOARD MEETING

Pursuant to Regulation 30 of SEBI (LODR) Regulations 2015, we hereby intimate that the Board at its meeting held today has inter alia approved the following:

- 1) Unaudited Financial results of the Company (Standalone and Consolidated) for the quarter ended June 30, 2021, along with the Limited Review Reports of the Statutory Auditor.
- 2) Appointed Mr. P. Rajagopalan, Independent Director of the Company, as Chairperson of the Board till, September 30, 2021.
- 3) Re-appointment of Mr. Cherian M. George as Whole Time Director of the Company for a period commencing from February 13, 2022 to February 12, 2025, subject to the approval of the shareholders in the ensuing Annual General Meeting.

Kindly take the above information on record.

Yours faithfully,  
For HARRISONS MALAYALAM LIMITED

**BINU THOMAS**  
Company Secretary



# Walker Chandiook & Co LLP


Walker Chandiook & Co LLP  
6th Floor, Modayil Centre Point,  
Warriam Road Junction,  
MG Road,  
Kochi - 682 016  
India

T +91 484 406 4541

## Independent Auditor's Review Report on Standalone Unaudited Quarterly Financial Results of the Company Pursuant to the Regulation 33 of the SEBI (Listing Obligations and Disclosure Requirements) Regulations, 2015 (as amended)

To the Board of Directors of Harrisons Malayalam Limited

1. We have reviewed the accompanying statement of standalone unaudited financial results ('the Statement') of Harrisons Malayalam Limited ('the Company') for the quarter ended 30 June 2021, being submitted by the Company pursuant to the requirements of Regulation 33 of the SEBI (Listing Obligations and Disclosure Requirements) Regulations, 2015 (as amended), including relevant circulars issued by the SEBI from time to time.
2. The Statement, which is the responsibility of the Company's Management and approved by the Company's Board of Directors, has been prepared in accordance with the recognition and measurement principles laid down in Indian Accounting Standard 34, Interim Financial Reporting ('Ind AS 34'), prescribed under Section 133 of the Companies Act, 2013 ('the Act'), and other accounting principles generally accepted in India and is in compliance with the presentation and disclosure requirements of Regulation 33 of the SEBI (Listing Obligations and Disclosure Requirements) Regulations, 2015 (as amended), including relevant circulars issued by the SEBI from time to time. Our responsibility is to express a conclusion on the Statement based on our review.
3. We conducted our review of the Statement in accordance with the Standard on Review Engagements (SRE) 2410, Review of Interim Financial Information Performed by the Independent Auditor of the Entity, issued by the Institute of Chartered Accountants of India. A review of interim financial information consists of making inquiries, primarily of persons responsible for financial and accounting matters, and applying analytical and other review procedures. A review is substantially less in scope than an audit conducted in accordance with the Standards on Auditing specified under section 143(10) of the Act, and consequently, does not enable us to obtain assurance that we would become aware of all significant matters that might be identified in an audit. Accordingly, we do not express an audit opinion.



Chartered Accountants


Offices in Bengaluru, Chandigarh, Chennai, Gurugram, Hyderabad, Kochi, Kolkata, Mumbai, New Delhi, Noida and Pune

Walker Chandiook & Co LLP is registered with limited liability with identification number AAC-2085 and its registered office at L-41 Connaught Circus, New Delhi, 110001, India

# Walker Chandiook & Co LLP

4. Based on our review conducted as above nothing has come to our attention that causes us to believe that the accompanying Statement, prepared in accordance with the recognition and measurement principles laid down in Ind AS 34, prescribed under Section 133 of the Act, and other accounting principles generally accepted in India, has not disclosed the information required to be disclosed in accordance with the requirements of Regulation 33 of the SEBI (Listing Obligations and Disclosure Requirements) Regulations, 2015 (as amended), including the manner in which it is to be disclosed, or that it contains any material misstatement.

**For Walker Chandiook & Co LLP**  
Chartered Accountants  
Firm Registration No: 001076N/N500013



**Krishnakumar Ananthasivan**  
Partner  
Membership No.: 206229  
UDIN: 21206229AAAADO9107



Place: Kochi  
Date: 12 August 2021



# Harrisons Malayalam Limited

CIN:L01119KL1978PLC002947

Regd. Office : 24/1624, Bristow Road, Kochi -682 003

Email: hmlcorp@harrisonsmalayalam.com Website: www.harrisonsmalayalam.com

## STATEMENT OF UNAUDITED STANDALONE FINANCIAL RESULTS FOR THE QUARTER ENDED 30 JUNE 2021

Sl. No.	Particulars	Quarter ended			Year ended
		30-Jun-21 Unaudited	31-Mar-21 Audited (Refer note 6)	30-Jun-20 Unaudited	31-Mar-21 Audited
1	<b>Income</b>				
	(a) Revenue from operations	9,472.26	14,880.75	6,293.57	45,111.12
	(b) Other income	98.26	82.86	57.71	282.81
	<b>Total income</b>	<b>9,570.52</b>	<b>14,963.61</b>	<b>6,351.28</b>	<b>45,393.93</b>
2	<b>Expenses</b>				
	(a) Cost of materials consumed	2,187.50	4,242.63	950.00	10,491.74
	(b) Purchase of stock-in-trade	1,018.29	891.88	182.55	2,276.77
	(c) Changes in inventories of finished goods, work in progress and stock-in-trade	(935.29)	984.24	197.44	784.59
	(d) Employee benefits expense	3,977.60	4,192.89	3,262.03	16,111.69
	(e) Finance costs	289.40	272.32	362.81	1,359.59
	(f) Depreciation and amortisation expense	91.46	110.23	87.35	410.57
	(g) Other expenses	2,754.79	2,539.69	2,061.03	9,914.39
	<b>Total expenses</b>	<b>9,383.75</b>	<b>13,233.88</b>	<b>7,103.21</b>	<b>41,349.34</b>
3	<b>Profit before exceptional items and tax (1-2)</b>	<b>186.77</b>	<b>1,729.73</b>	<b>(751.93)</b>	<b>4,044.59</b>
4	Exceptional items	-	-	-	-
5	<b>Profit / (loss) before tax (3 - 4)</b>	<b>186.77</b>	<b>1,729.73</b>	<b>(751.93)</b>	<b>4,044.59</b>
6	Tax expenses	-	-	-	-
7	<b>Profit / (loss) for the quarter / year after tax (5 - 6)</b>	<b>186.77</b>	<b>1,729.73</b>	<b>(751.93)</b>	<b>4,044.59</b>
8	<b>Other comprehensive loss (net of tax)</b>				
	(i) Items that will not be reclassified to profit or loss	(107.71)	(194.66)	(150.51)	(430.82)
	(ii) Items that will be reclassified subsequently to profit or loss	-	-	-	-
	<b>Other comprehensive loss (net of tax)</b>	<b>(107.71)</b>	<b>(194.66)</b>	<b>(150.51)</b>	<b>(430.82)</b>
9	<b>Total comprehensive income / (loss) for the quarter / year (7+8)</b>	<b>79.06</b>	<b>1,535.07</b>	<b>(902.44)</b>	<b>3,613.77</b>
10	Paid up equity share capital (Face value of ₹ 10/ share)	1,845.43	1,845.43	1,845.43	1,845.43
11	Other equity				
12	<b>Earnings per share</b>				
	(a) Basic (₹)	1.01	9.37	(4.07)	21.92
	(b) Diluted (₹)	1.01	9.37	(4.07)	21.92
		Not annualised			




<This space has been intentionally left blank>



Notes:

- 1 These financial results have been prepared in accordance with Indian Accounting Standards (Ind AS) prescribed under Section 133 of the Companies Act, 2013 read with the relevant notes thereunder and in terms of Regulation 33 of the SEBI (Listing Obligations and Disclosure Requirements) Regulations, 2015, as amended.
- 2 Cost of materials consumed represents cost of green leaf, bought latex and tea used for blending, purchased from others.
- 3 The Company's core business is production of natural rubber and tea. The operations are conducted through plantation estates and factories based in Kerala and Tamil Nadu. The Company has considered business segments as the primary segment. The business segments are tea, rubber and others which have been identified taking into account the organisational structure as well as the differing risks and returns of these segments. The results for rubber segment for the quarter and year ended 31 March 2021, quarter ended 30 June 2021 and quarter ended 30 June 2020 includes income from sale of rubber trees.
- 4 World Health Organisation declared COVID-19 to be a global pandemic in March 2020. The spread of COVID-19 had impacted the normal operations of businesses in many countries, including India. During the year, the country witnessed several disruptions in normal operations due to lockdowns imposed by the Central Government & various State Governments in the form of restrictions to movement of people, transportation and supply chain along with other stringent measures to contain COVID-19 spread.  
  
Disruptions in the operations of business in few estates due to various lockdown restrictions imposed by State Government and lower price realization for tea in the current quarter have impacted the gross margins of the Company, when compared to the previous quarter ended 31 March 2021. However, the price realisation for tea and rubber were better as compared to the corresponding quarter ended 30 June 2020 of the previous year. As tea is an essential commodity and rubber is consumed by industries in the health care sector for manufacture of surgical gloves, condoms, catheters, and other health care products which are part of essential commodities, the Company expects an increase in commodity prices.  
  
In its financial planning, management has taken into account the possible impact of second wave of COVID-19 and probable impact of third wave on the business operations of the Company and significant accounting judgments and estimates were made based on prudence. In the opinion of the management there was no impact on financial results on carrying value of property plant and equipment, recoverability of receivables, realizability of inventory and other current assets. Management will continue to monitor future material changes to economic conditions and its impact thereon, on the Company's operations.
- 5 The Company has entered into a barter arrangement with vendors wherein the vendors are allowed to cultivate pineapple in few rubber estates with a condition that these vendors to bear the cost of replanting of rubber plants in these estates, in lieu of cultivation rent otherwise payable by vendors to the company. The transaction price in the above arrangement has been accounted at fair value as per Ind AS 115, "Revenue from contracts with customers". The revenue and asset recognised in the financial results during the quarter ended is Rs. 35.41 lakhs and Rs. 315.41 lakhs respectively.
- 6 The figures for the quarter ended 31 March 2021 are the balancing figures between audited figures for the full financial year and the reviewed year to date figures upto the third quarter of the respective financial years.
- 7 Prior period comparatives have been regrouped / reclassified wherever necessary to conform to the presentation in the current period and are compliant with Ind AS. The management has exercised necessary due diligence to ensure that the financial results give a true and fair view.
- 8 The above financial results have been reviewed by the Audit Committee and approved by the Board of Directors in their meeting held on 12 August 2021.

Kochi  
12 August 2021



For Harrison's Malayalam Limited

Venkitraman Anand  
Whole Time Director  
DIN: 07446834

Cherian M George  
Whole Time Director  
DIN: 07916123





# Harrisons Malayalam Limited

CIN:L01119KL1978PLC002947

Regd. Office : 24/1624 , Bristow Road, Kochi -682 003

Email: hmlcorp@harrisonsmalayalam.com Website: www.harrisonsmalayalam.com

## STANDALONE SEGMENT WISE REVENUE, RESULTS AND CAPITAL EMPLOYED

(₹ in lakhs)

Sl. No.	Particulars	Quarter ended			Year ended
		30-Jun-21 Unaudited	31-Mar-21 Audited	30-Jun-20 Unaudited	31-Mar-21 Audited
1	Segment revenue				
	Tea	5,254.88	5,808.49	4,773.38	22,847.19
	Rubber	4,208.07	8,930.21	1,505.81	22,052.45
	Others	9.31	142.05	14.38	211.48
	<b>Total</b>	<b>9,472.26</b>	<b>14,880.75</b>	<b>6,293.57</b>	<b>45,111.12</b>
	Less : Inter segment revenue	-	-	-	-
	<b>Net revenue from operations</b>	<b>9,472.26</b>	<b>14,880.75</b>	<b>6,293.57</b>	<b>45,111.12</b>
2	Segment results				
	Tea	250.76	243.91	(107.53)	1,286.79
	Rubber	218.04	1,635.84	(262.50)	3,959.52
	Others	6.14	117.77	(19.27)	141.62
	<b>Total</b>	<b>474.94</b>	<b>1,997.52</b>	<b>(389.30)</b>	<b>5,387.93</b>
	Less : Interest expense	289.40	272.32	362.81	1,359.59
	Add : Unallocable income	1.23	4.53	0.18	16.25
	<b>Profit / (loss) before tax</b>	<b>186.77</b>	<b>1,729.73</b>	<b>(751.93)</b>	<b>4,044.59</b>
3	Segment assets (A)				
	Tea	29,828.19	28,615.95	28,940.82	28,615.95
	Rubber	11,722.75	11,390.65	11,148.64	11,390.65
	Others	344.53	321.51	338.91	321.51
	Unallocated assets	343.01	357.74	469.56	357.74
	<b>Total</b>	<b>42,238.48</b>	<b>40,685.85</b>	<b>40,897.93</b>	<b>40,685.85</b>
4	Segment liabilities (B)				
	Tea	9,789.56	8,752.91	10,895.50	8,752.91
	Rubber	9,684.16	9,221.55	9,843.83	9,221.55
	Others	120.09	117.58	126.47	117.58
	Unallocated liabilities	11,049.84	11,078.06	13,032.57	11,078.06
	<b>Total</b>	<b>30,643.65</b>	<b>29,170.10</b>	<b>33,898.37</b>	<b>29,170.10</b>
5	Capital employed (A-B)				
	Tea	20,038.63	19,863.04	18,045.32	19,863.04
	Rubber	2,038.59	2,169.10	1,304.81	2,169.10
	Others	224.44	203.93	212.44	203.93
	Unallocable	(10,706.83)	(10,720.32)	(12,563.01)	(10,720.32)
	<b>Total</b>	<b>11,594.83</b>	<b>11,515.75</b>	<b>6,999.56</b>	<b>11,515.75</b>

<This space has been intentionally left blank>



*[Handwritten signature]*

*[Handwritten mark]*



# Walker Chandiook & Co LLP

Walker Chandiook & Co LLP  
6th Floor, Modayil Centre Point,  
Warriam Road Junction,  
MG Road,  
Kochi - 682 016  
India

T +91 484 406 4541

## Independent Auditor's Review Report on Consolidated Unaudited Quarterly Financial Results of the Company Pursuant to the Regulation 33 of the SEBI (Listing Obligations and Disclosure Requirements) Regulations, 2015 (as amended)

### To the Board of Directors of Harrisons Malayalam Limited

1. We have reviewed the accompanying statement of unaudited consolidated financial results ('the Statement') of Harrisons Malayalam Limited ('the Holding Company') and its subsidiaries (the Holding Company and its subsidiaries together referred to as 'the Group'), (refer Annexure 1 for the list of subsidiaries included in the Statement) for the quarter ended 30 June 2021, being submitted by the Holding Company pursuant to the requirements of Regulation 33 of the SEBI (Listing Obligations and Disclosure Requirements) Regulations, 2015 (as amended), including relevant circulars issued by the SEBI from time to time.
2. This Statement, which is the responsibility of the Holding Company's management and approved by the Holding Company's Board of Directors, has been prepared in accordance with the recognition and measurement principles laid down in Indian Accounting Standard 34, Interim Financial Reporting ('Ind AS 34'), prescribed under section 133 of the Companies Act, 2013 ('the Act'), and other accounting principles generally accepted in India and is in compliance with the presentation and disclosure requirements of Regulation 33 of the SEBI (Listing Obligations and Disclosure Requirements) Regulations, 2015 (as amended), including relevant circulars issued by the SEBI from time to time. Our responsibility is to express a conclusion on the Statement based on our review.
3. We conducted our review of the Statement in accordance with the Standard on Review Engagements (SRE) 2410, Review of Interim Financial Information Performed by the Independent Auditor of the Entity, issued by the Institute of Chartered Accountants of India. A review of interim financial information consists of making inquiries, primarily of persons responsible for financial and accounting matters, and applying analytical and other review procedures. A review is substantially less in scope than an audit conducted in accordance with the Standards on Auditing specified under section 143(10) of the Act, and consequently, does not enable us to obtain assurance that we would become aware of all significant matters that might be identified in an audit. Accordingly, we do not express an audit opinion.

We also performed procedures in accordance with the SEBI Circular CIR/CFD/CMD1/44/2019 dated 29 March 2019 issued by the SEBI under Regulation 33 (8) of the SEBI (Listing Obligations and Disclosure Requirements) Regulations, 2015 (as amended), to the extent applicable.



Chartered Accountants

Offices in Bengaluru, Chandigarh, Chennai, Gurugram, Hyderabad, Kochi, Kolkata, Mumbai, New Delhi, Noida and Pune


Walker Chandiook & Co LLP is registered with limited liability with identification number AAC-2085 and its registered office at L-41 Connaught Circus, New Delhi, 110001, India

# Walker Chandiook & Co LLP


4. Based on our review conducted and procedures performed as stated in paragraph 3 above and upon consideration of the review reports of other auditors referred to in paragraph 5 below, nothing has come to our attention that causes us to believe that the accompanying Statement, prepared in accordance with the recognition and measurement principles laid down in Ind AS 34, prescribed under Section 133 of the Act, and other accounting principles generally accepted in India, has not disclosed the information required to be disclosed in accordance with the requirements of Regulation 33 of the SEBI (Listing Obligations and Disclosure Requirements) Regulations, 2015 (as amended), including the manner in which it is to be disclosed, or that it contains any material misstatement.
5. We did not review the interim financial results of two subsidiaries included in the Statement, whose financial information reflects total revenues of ₹ Nil, total net loss after tax of ₹ 0.92 lakhs, total comprehensive loss of ₹ 0.92 lakhs for the quarter 30 June 2021, as considered in the Statement. These interim financial results have been reviewed by other auditors whose review reports have been furnished to us by the management, and our conclusion in so far as it relates to the amounts and disclosures included in respect of these subsidiaries is based solely on the review reports of such other auditors and the procedures performed by us as stated in paragraph 3 above.

Our conclusion is not modified in respect of this matter with respect to our reliance on the work done by and the reports of the other auditors.

**For Walker Chandiook & Co LLP**  
Chartered Accountants  
Firm Registration No: 001076N/N500013



**Krishnakumar Ananthasivan**  
Partner  
Membership No.: 206229  
UDIN: 21206229AAAADP6588



Place: Kochi  
Date: 12 August 2021




# Walker Chandiok & Co LLP

## Annexure 1

### List of entities included in the Statement

- a.) Enchanting Plantations Limited
- b.) Harmony Plantations Limited





# Harrisons Malayalam Limited

CIN:L01119KL1978PLC002947

Regd. Office : 24/1624 , Bristow Road, Kochi -682 003

Email: hmlcorp@harrisonsmalayalam.com Website: www.harrisonsmalayalam.com

## STATEMENT OF UNAUDITED CONSOLIDATED FINANCIAL RESULTS FOR THE QUARTER ENDED 30 JUNE 2021

(₹ in lakhs except per share data)

Sl. No.	Particulars	Quarter ended			Year ended
		30-Jun-21 Unaudited	31-Mar-21 Audited (Refer note 6)	30-Jun-20 Unaudited	31-Mar-21 Audited
1	<b>Income</b>				
	(a) Revenue from operations	9,472.26	14,880.75	6,293.57	45,111.12
	(b) Other income	98.26	82.86	57.71	282.81
	<b>Total income</b>	<b>9,570.52</b>	<b>14,963.61</b>	<b>6,351.28</b>	<b>45,393.93</b>
2	<b>Expenses</b>				
	(a) Cost of materials consumed	2,187.50	4,242.63	950.00	10,491.74
	(b) Purchase of stock-in-trade	1,018.29	891.88	182.55	2,276.77
	(c) Changes in inventories of finished goods, work in progress and stock-in-trade	(935.29)	984.24	197.44	784.59
	(d) Employee benefits expense	3,977.60	4,192.89	3,262.03	16,111.69
	(e) Finance costs	289.40	272.32	362.81	1,359.59
	(f) Depreciation and amortisation expense	91.46	110.23	87.35	410.57
	(g) Other expenses	2,755.71	2,540.16	2,061.89	9,916.60
	<b>Total expenses</b>	<b>9,384.67</b>	<b>13,234.35</b>	<b>7,104.07</b>	<b>41,351.55</b>
3	<b>Profit before exceptional items and tax (1-2)</b>	<b>185.85</b>	<b>1,729.26</b>	<b>(752.79)</b>	<b>4,042.38</b>
4	Exceptional items	-	-	-	-
5	<b>Profit / (loss) before tax (3 - 4)</b>	<b>185.85</b>	<b>1,729.26</b>	<b>(752.79)</b>	<b>4,042.38</b>
6	Tax expenses	-	-	-	-
7	<b>Profit / (loss) for the quarter / year after tax (5 - 6)</b>	<b>185.85</b>	<b>1,729.26</b>	<b>(752.79)</b>	<b>4,042.38</b>
8	<b>Other comprehensive loss (net of tax)</b>				
	(i) Items that will not be reclassified to profit or loss	(107.71)	(194.66)	(150.51)	(430.82)
	(ii) Items that will be reclassified subsequently to profit or loss	-	-	-	-
	<b>Other comprehensive loss (net of tax)</b>	<b>(107.71)</b>	<b>(194.66)</b>	<b>(150.51)</b>	<b>(430.82)</b>
9	<b>Total comprehensive income / (loss) for the quarter / year (7+8)</b>	<b>78.14</b>	<b>1,534.60</b>	<b>(903.30)</b>	<b>3,611.56</b>
10	Paid up equity share capital (Face value of ₹ 10/ share)	1,845.43	1,845.43	1,845.43	1,845.43
11	Other equity				9,654.76
12	<b>Earnings per share</b>				
	(a) Basic (₹)	1.01	9.37	(4.08)	21.90
	(b) Diluted (₹)	1.01	9.37	(4.08)	21.90
		Not annualised			



<This space has been intentionally left blank>




**Notes:**


- 1 These financial results have been prepared in accordance with Indian Accounting Standards (Ind AS) prescribed under Section 133 of the Companies Act, 2013 read with the relevant notes thereunder and in terms of Regulation 33 of the SEBI (Listing Obligations and Disclosure Requirements) Regulations, 2015, as amended.
- 2 Cost of materials consumed represents cost of green leaf, bought latex and tea used for blending, purchased from others.
- 3 The Group's core business is production of natural rubber and tea. The operations are conducted through plantation estates and factories based in Kerala and Tamil Nadu. The Group has considered business segments as the primary segment. The business segments are tea, rubber and others which have been identified taking into account the organisational structure as well as the differing risks and returns of these segments. The results for rubber segment for the quarter and year ended 31 March 2021, quarter ended 30 June 2021 and quarter ended 30 June 2020 includes income from sale of rubber trees.
- 4 World Health Organisation declared COVID-19 to be a global pandemic in March 2020. The spread of COVID-19 had impacted the normal operations of businesses in many countries, including India. During the year, the country witnessed several disruptions in normal operations due to lockdowns imposed by the Central Government & various State Governments in the form of restrictions to movement of people, transportation and supply chain along with other stringent measures to contain COVID-19 spread.  
  
Disruptions in the operations of business in few estates due to various lockdown restrictions imposed by State Government and lower price realization for tea in the current quarter have impacted the gross margins of the Group, when compared to the previous quarter ended 31 March 2021. However, the price realisation for tea and rubber were better as compared to the corresponding quarter ended 30 June 2020 of the previous year. As tea is an essential commodity and rubber is consumed by industries in the health care sector for manufacture of surgical gloves, condoms, catheters, and other health care products which are part of essential commodities, the Group expects an increase in commodity prices.  
  
In its financial planning, management has taken into account the possible impact of second wave of COVID-19 and probable impact of third wave on the business operations of the Group and significant accounting judgments and estimates were made based on prudence. In the opinion of the management there was no impact on financial results on carrying value of property plant and equipment, recoverability of receivables, realizability of inventory and other current assets. Management will continue to monitor future material changes to economic conditions and its impact thereon, on the Group's operations.
- 5 The Group has entered into a barter arrangement with vendors wherein the vendors are allowed to cultivate pineapple in few rubber estates with a condition that these vendors to bear the cost of replanting of rubber plants in these estates, in lieu of cultivation rent otherwise payable by vendors to the Group. The transaction price in the above arrangement has been accounted at fair value as per Ind AS 115, "Revenue from contracts with customers". The revenue and asset recognised in the financial results during the quarter ended is Rs. 35.41 lakhs and Rs. 315.41 lakhs respectively.
- 6 The figures for the quarter ended 31 March 2021 are the balancing figures between audited figures for the full financial year and the reviewed year to date figures upto the third quarter of the respective financial years.
- 7 Prior period comparatives have been regrouped / reclassified wherever necessary to conform to the presentation in the current period and are compliant with Ind AS. The management has exercised necessary due diligence to ensure that the financial results give a true and fair view.
- 8 The above financial results have been reviewed by the Audit Committee and approved by the Board of Directors in their meeting held on 12 August 2021.

Kochi  
12 August 2021



For Harrison's Malayalam Limited

  
Venkitraman Anand  
Whole Time Director  
DIN: 07445834

  
Cherian M George  
Whole Time Director  
DIN: 07916123





# Harrisons Malayalam Limited


CIN:L01119KL1978PLC002947

Regd. Office : 24/1624 , Bristow Road, Kochi -682 003

Email: hmlcorp@harrisonsmalayalam.com Website: www.harrisonsmalayalam.com

CONSOLIDATED SEGMENT WISE REVENUE, RESULTS AND CAPITAL EMPLOYED <span style="float: right;">(₹ in lakhs)</span>					
Sl. No.	Particulars	Quarter ended			Year ended
		30-Jun-21 Unaudited	31-Mar-21 Audited	30-Jun-20 Unaudited	31-Mar-21 Audited
1	Segment revenue				
	Tea	5,254.88	5,808.49	4,773.38	22,847.19
	Rubber	4,208.07	8,930.21	1,505.81	22,052.45
	Others	9.31	142.05	14.38	211.48
	<b>Total</b>	<b>9,472.26</b>	<b>14,880.75</b>	<b>6,293.57</b>	<b>45,111.12</b>
	Less : Inter segment revenue	-	-	-	-
	<b>Net revenue from operations</b>	<b>9,472.26</b>	<b>14,880.75</b>	<b>6,293.57</b>	<b>45,111.12</b>
2	Segment results				
	Tea	250.76	243.91	(107.53)	1,286.79
	Rubber	218.04	1,635.84	(262.50)	3,959.52
	Others	5.22	117.30	(20.13)	139.41
	<b>Total</b>	<b>474.02</b>	<b>1,997.05</b>	<b>(390.16)</b>	<b>5,385.72</b>
	Less : Interest expense	289.40	272.32	362.81	1,359.59
	Add : Unallocable income	1.23	4.53	0.18	16.25
	<b>Profit / (loss) before tax</b>	<b>185.85</b>	<b>1,729.26</b>	<b>(752.79)</b>	<b>4,042.38</b>
3	Segment assets (A)				
	Tea	29,828.19	28,615.95	28,940.82	28,615.95
	Rubber	11,722.75	11,390.65	11,148.64	11,390.65
	Others	344.53	321.51	338.91	321.51
	Unallocated assets	328.19	343.25	456.17	343.25
	<b>Total</b>	<b>42,223.66</b>	<b>40,671.36</b>	<b>40,884.54</b>	<b>40,671.36</b>
4	Segment liabilities (B)				
	Tea	9,789.56	8,752.91	10,895.50	8,752.91
	Rubber	9,684.16	9,221.55	9,843.83	9,221.55
	Others	120.09	117.58	126.47	117.58
	Unallocated liabilities	11,051.50	11,079.13	13,033.39	11,079.13
	<b>Total</b>	<b>30,645.31</b>	<b>29,171.17</b>	<b>33,899.19</b>	<b>29,171.17</b>
5	Capital employed (A-B)				
	Tea	20,038.63	19,863.04	18,045.32	19,863.04
	Rubber	2,038.59	2,169.10	1,304.81	2,169.10
	Others	224.44	203.93	212.44	203.93
	Unallocable	(10,723.31)	(10,735.88)	(12,577.22)	(10,735.88)
	<b>Total</b>	<b>11,578.35</b>	<b>11,500.19</b>	<b>6,985.35</b>	<b>11,500.19</b>

<This space has been intentionally left blank>



*[Handwritten signature]*

